



TACOMA

2 0 1 0



WARRANTY & MAINTENANCE GUIDE



www.toyota.com



Printed in U.S.A. 7/09
08-TCS-03031

00505 10WMG TAC

If your name or address has changed or you purchased your Toyota as a used vehicle, please complete and mail the attached card, even if your security coverage has expired. This will enable Toyota to contact you with important product or safety updates concerning your vehicle. If this card is not longer attached, please call the Toyota Customer Experience Center at 800-331-4331.

OWNER INFORMATION CHANGE FORM

Check one: Same owner; name and/or address has changed New owner; purchased vehicle used EVV

Same owner; additional driver who should receive product/service updates

Vehicle Identification Number (required to process change) Effective date of this information Mo. Day Year

Mr. Mrs. Ms. Miss Dr.

First name M.I. Last name Check here if address below is for company

Company name

Street address or P.O. Box Apt. or suite number

City State Zip code

Primary phone number Alternate phone number

Email address

This information is obtained solely for the use of Toyota Motor Sales, U.S.A., Inc. Toyota occasionally sends special promotional offers to registered owners. Check here if you prefer not to receive these offers.



TOY-TQ001-00003751

Welcome to the Toyota Family

Thank you for purchasing a Toyota vehicle. We know you have many options when considering which vehicle to buy, and we appreciate your decision to select Toyota.

We want you to enjoy owning your Toyota as much as you enjoy driving it. This booklet is designed to help. Here you'll find information on Toyota's warranty coverage and maintenance recommendations for your vehicle. There are two easy-to-follow sections: one for warranty and one for maintenance. The tab on the side of each page identifies the section you are in.

For more information about our vehicles, our company or the products and services available for your vehicle, please visit Toyota's official Web site, **www.toyota.com**.

We wish you many miles of safe and pleasurable driving, and we look forward to serving you in the years ahead. Welcome to the Toyota family!



Table of Contents

WARRANTY INFORMATION

Introduction

Satisfaction Down the Road _____	4
The Immobilizer Key _____	5
Transportation Assistance _____	7
If You Need Assistance _____	8
Warranty Coverage at a Glance _____	10

Your Warranties in Detail

General Warranty Provisions _____	11
New Vehicle Limited Warranty _____	12
Federal Emission Control Warranty _____	16
California Emission Control Warranty _____	22
Tire Limited Warranty _____	28

Your Responsibilities

Operation and Maintenance _____	29
Obtaining Warranty Service _____	31

Table of Contents

MAINTENANCE INFORMATION

Introduction

The Importance of Scheduled Maintenance _____	33
Maintaining Your Warranty _____	34

Maintenance Log

Using the Maintenance Log Charts _____	35
Off-Road Daily Maintenance _____	37
Maintenance Log _____	38
Explanation of Maintenance Items _____	54
Vehicle Identification _____	57

Find It Online

For your convenience, scheduled maintenance information for your vehicle is also available at www.ToyotaOwnersOnline.com. From the site's home page, go to the "Scheduled Maintenance" link. Then select your vehicle's model name, model year and current time or mileage. You'll be able to instantly view the recommended maintenance items for your vehicle.



Satisfaction Down the Road

At Toyota, our top priority is always our customers. We know your Toyota is an important part of your life and something you depend on every day. That's why we're dedicated to building products of the highest quality and reliability.

Our excellent warranty coverage is evidence that we stand behind the quality of our vehicles. We're confident — as you should be — that your Toyota will provide you with many years of enjoyable driving.

To further demonstrate our commitment to our customers' satisfaction, occasionally we may establish a special policy adjustment to pay for specific repairs that are no longer covered by warranty. When we establish such a policy adjustment, we mail details to all applicable owners we have on record. That's why it's important to send in the card at the back of this booklet if you change your address or if you've purchased this vehicle from a previous owner.

To provide you with added protection against unexpected service costs, we offer Toyota Extra Care vehicle service agreements and Toyota Auto Care pre-paid maintenance programs. Both offer plans to meet a wide variety of needs. Your dealership can help you select the plan that's best for you.

Our goal is for every Toyota customer to enjoy outstanding quality, dependability and peace of mind throughout their ownership experience. We want you to be a satisfied member of the Toyota family for many miles to come.

Pages 5–31 of this booklet describe the terms of Toyota warranty coverage as well as general owner responsibilities. The scheduled maintenance section describes your vehicle's maintenance requirements. Be sure to review this information carefully, since proper maintenance is required to ensure that warranty coverage remains intact.

All information in this booklet is the latest available at the time of publication and, with the exception of the emission control warranties, is subject to change without notice.

The Immobilizer Key

THE NEW WORLD OF ANTI-THEFT TECHNOLOGY

This Toyota vehicle may be equipped with an electronic "immobilizer" anti-theft system. When the key is inserted into the ignition switch it transmits an electronic code to an immobilizer computer. The engine will only start if the code in the key matches the code in the immobilizer. If the code does not match, the immobilizer disables the ignition and fuel systems. While an exact physical copy of the key will open the door and allow retrieval of items locked in the vehicle, it won't start the vehicle unless the key has the same code as the immobilizer.

SECURITY

For security purposes, access to key codes and service procedures for electronically registering replacement keys is restricted. Only a Toyota dealer or certain bonded/registered independent locksmiths can generate replacement keys.

WARRANTY

The Immobilizer Key

REPLACING THE KEY

Upon purchase, each vehicle should have two master keys, one valet key and an aluminum tag with a key-code imprinted on it.

To generate a fully functional replacement key (one that will both open the doors and start the engine), one of the master keys is required. To make a key that will open the door for retrieval of items locked inside the vehicle, the valet key or aluminum key-code tag can be used. If a master key or the aluminum key-code tag is not available, a Toyota dealer or certain registered locksmiths can obtain the key code from a restricted-access database. These businesses can also access a service utility to reprogram the immobilizer if all registered master keys have been lost. If a Toyota dealer is not available, please refer to www.aloa.org to find a bonded/registered locksmith who performs high security key service.

KEEPING THE KEY SAFE

Replacing an immobilizer key may be costly. It is advisable to keep a spare master key and the aluminum key-code tag in a safe place. If you record the key-code in more than one place, do not record it in a way that can be easily identified and associated with the vehicle. For example, don't leave the code somewhere that can be accessed by a valet. It is wise to keep a copy of the key-code outside of the vehicle.

If the vehicle was delivered with less than all three keys and the aluminum key-code tag, consider having the Toyota dealer or a qualified independent automotive locksmith make a duplicate key before you need it.

Transportation Assistance

We realize that your confidence in the quality and reliability of our products was a key factor in your decision to buy a Toyota. We also know how disruptive the loss of transportation can be to your daily routine. That's why we're pleased to offer you the benefits of our Transportation Assistance Policy.

Under this policy, you are eligible for transportation assistance if your Toyota must be kept overnight for warranty-covered repairs. The policy applies when your vehicle must be kept overnight for any of the following reasons:

- The warranty repairs will take longer than one day to complete.
- The warrantable condition requires extensive diagnosis.
- The parts needed for the warranty repairs are not readily available and your vehicle is inoperative or unsafe to drive.

The policy does not apply when warranty repairs can be completed in one day but the vehicle must be kept overnight due to dealer or owner scheduling conflicts.

The Transportation Assistance Policy applies for the duration of the New Vehicle Limited Warranty. The policy applies to all 2010 model-year Toyotas sold and serviced by authorized Toyota dealerships in the mainland United States and Alaska.

For further details, please consult your Toyota dealer.

WARRANTY

If You Need Assistance

Both Toyota and your Toyota dealer are dedicated to serving your automotive needs. Your complete satisfaction is our first priority. Should you have a problem or concern — either during or after the warranty period — please take the following steps to ensure the quickest possible response:

Step 1

Discuss the situation with a dealership manager, such as the service manager or customer relations manager. In most cases, a satisfactory solution can be reached at this step.

Step 2

If the dealership does not address your concern to your satisfaction, call the Toyota Customer Experience Center at **(800) 331-4331**.

Please have the following information ready when you call:

- Your Toyota's vehicle identification number (located on the driver's side corner of the dashboard, under the window)
- Current mileage on your vehicle
- Name of your Toyota dealership

A Toyota customer relations representative will assist you in working with the dealership to find a satisfactory solution.

Step 3

If your concern has still not been resolved to your satisfaction, Toyota offers additional assistance through the Dispute Settlement Program, a dispute resolution program administered by the National Center for Dispute Settlement. The purpose of the Dispute Settlement Program is to resolve disputes through arbitration — a process by which two parties authorize an independent third party to hear and resolve a dispute. The program is informal and free of charge. To request that your case be reviewed through the program, complete the customer claim form in the *Owner's Warranty Rights Notification* booklet (found in your glove box) and mail it to:

National Center for Dispute Settlement
P.O. Box 688
Mt. Clemens, MI 48046

If you would like to request a customer claim form, call the Toyota Customer Experience Center at (800) 331-4331. When you call, please have your vehicle identification number, the current mileage on your Toyota and the names of your selling and servicing dealerships.

If You Need Assistance

California residents: Toyota offers you assistance through an arbitration program called the California Dispute Settlement Program (CDSP). A brochure about the program is found in your glove box. For additional information, call the Toyota Customer Experience Center at (800) 331-4331. You may also contact the CDSP directly at (888) 300-6237. Failure to use the CDSP may affect your rights and remedies under California's "Lemon Laws."

Important: You must use the Dispute Settlement Program (or, in California, the CDSP) before seeking remedies through a court action pursuant to the Magnuson-Moss Warranty Act. You may also be required to use the Dispute Settlement Program or CDSP before seeking remedies under the "Lemon Laws" of your state. Please check the appropriate page of the *Owner's Warranty Rights Notification* booklet for the requirements applicable to your state.

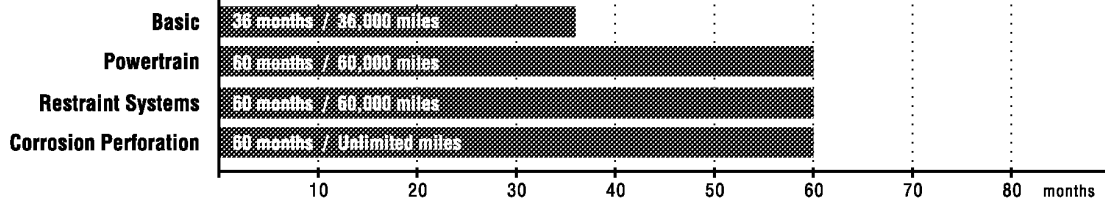
This information about the Dispute Settlement Programs is correct as of the date of printing. However, the programs may be changed without notice. For the most current information about the programs, call the Toyota Customer Experience Center at (800) 331-4331.

WARRANTY

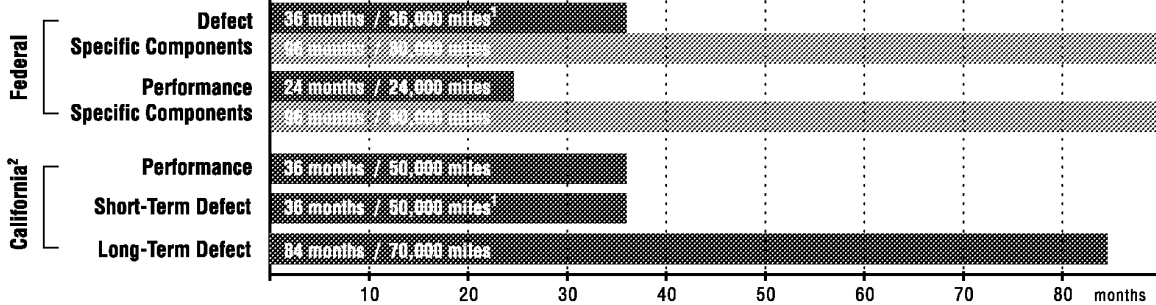
WARRANTY

Warranty Coverage at a Glance

New Vehicle Limited Warranty



Emission Control Warranty



¹ Specific components may have longer coverage under terms of the Powertrain Warranty.
² Also applies to Connecticut, Maine, Massachusetts, New Jersey, Oregon, Pennsylvania, Rhode Island, Vermont and Washington vehicles equipped with a California Certified Emission Control System.
 Vehicles covered by this warranty are also covered by the Federal Emission Control Warranty.

General Warranty Provisions

Who Is the Warrantor

The warrantor for these limited warranties is Toyota Motor Sales, U.S.A., Inc. ("Toyota"), 19001 South Western Avenue, Torrance, California 90509-2991, a California corporation.

Which Vehicles Are Covered

These warranties apply to all 2010 model year Tacoma vehicles distributed by Toyota that are originally sold by an authorized dealer in the United States and normally operated or touring in the United States, U.S. territories or Canada. Warranty coverage is automatically transferred at no cost to subsequent vehicle owners.

Multiple Warranty Conditions

This booklet contains warranty terms and conditions that may vary depending on the part covered. A warranty for specific parts or systems, such as the Powertrain Warranty or Emission Performance Warranty, is governed by the coverage set forth in that warranty as well as the General Warranty Provisions.

When Warranty Begins

The warranty period begins on the vehicle's in-service date, which is the first date the vehicle is either delivered to an ultimate purchaser, leased, or used as a company car or demonstrator.

Repairs Made at No Charge

Repairs and adjustments covered by these warranties are made at no charge for parts and labor.

Parts Replacement

Any needed parts replacement will be made using new or remanufactured parts. The decision whether a part should be repaired or replaced will be made by the servicing Toyota dealership and/or Toyota. Parts scheduled to be replaced as required maintenance are warranted until their first replacement only.

Limitations

The performance of necessary repairs and adjustments is the exclusive remedy under these warranties or any implied warranties. Toyota does not authorize any person to create for it any other obligation or liability in connection with this vehicle.

Any implied warranty of merchantability or fitness for a particular purpose is limited to the duration of these written warranties. Some states do not allow restrictions on how long an implied warranty lasts, so this limitation may not apply to you.

Your Rights Under State Law

These warranties give you specific legal rights. You may also have other rights that vary from state to state.

New Vehicle Limited Warranty

WHAT IS COVERED AND HOW LONG

Basic Warranty

This warranty covers repairs and adjustments needed to correct defects in materials or workmanship of any part supplied by Toyota, subject to the exceptions indicated under "What Is Not Covered" on pages 13-14.

Coverage is for 36 months or 36,000 miles, whichever occurs first, with the exception of wheel alignment and wheel balancing, which are covered for 12 months or 20,000 miles, whichever occurs first.

Powertrain Warranty

This warranty covers repairs needed to correct defects in materials or workmanship of any component listed below and in the next column and supplied by Toyota, subject to the exceptions indicated under "What Is Not Covered" on pages 13-14.

Coverage is for 60 months or 60,000 miles, whichever occurs first.

Engine

Cylinder block and head and all internal parts, timing gears and gaskets, timing chain/belt and cover, flywheel, valve covers, oil pan, oil pump, engine mounts, turbocharger housing and all internal parts, supercharger housing and all internal parts, engine control computer, water pump, fuel pump, seals and gaskets.

Transmission and Transaxle

Case and all internal parts, torque converter, clutch cover, transmission mounts, transfer case and all internal parts, engine control computer, seals and gaskets.

Front-Wheel-Drive System

Final drive housing and all internal parts, axle shafts, drive shafts, constant velocity joints, front hub and bearings, seals and gaskets.

Rear-Wheel-Drive System

Axle housing and all internal parts, propeller shafts, U-joints, axle shafts, drive shafts, bearings, supports, seals and gaskets.

Restraint Systems Warranty

This warranty covers repairs needed to correct defects in materials or workmanship of any seatbelt or air bag system supplied by Toyota, subject to the exceptions indicated under "What Is Not Covered" on pages 13-14.

Coverage is for 60 months or 60,000 miles, whichever occurs first.

For vehicles sold and registered in the state of Kansas, the warranty for seatbelts and related components is 10 years, regardless of mileage.

New Vehicle Limited Warranty

WARRANTY

Corrosion Perforation Warranty

This warranty covers repair or replacement of any original body panel that develops perforation from corrosion (rust-through), subject to the exceptions indicated under "What Is Not Covered" on pages 13-14.

Coverage is for 60 months, regardless of mileage.

For information on how to protect your vehicle from corrosion, see the section entitled "Corrosion Prevention and Appearance Care" in the *Owner's Manual*.

Towing

When your vehicle is inoperable due to failure of a warranted part, towing service to the nearest authorized Toyota dealership is covered.

WHAT IS NOT COVERED

This warranty does not cover damage or failures resulting directly or indirectly from any of the following:

- * Fire, accidents or theft
- * Abuse or negligence
- * Misuse — for example, racing or overloading
- * Improper repairs
- * Alteration or tampering, including installation of non-Genuine Toyota Accessories
- * Lack of or improper maintenance, including use of fluids other than those specified in the *Owner's Manual*
- * Installation of non-Genuine Toyota Parts
- * Airborne chemicals, tree sap, road debris (including stone chips), rail dust, salt, hail, floods, wind storms, lightning and other environmental conditions
- * Water contamination

This warranty also does not cover the following:

Tires

Tires are covered by a separate warranty provided by the tire manufacturer. See page 28.

Normal Wear and Tear

Noise, vibration, cosmetic conditions and other deterioration caused by normal wear and tear.

New Vehicle Limited Warranty

Maintenance Expense

Normal maintenance services such as:

- Engine tune-ups
- Replacement of fluids and filters
- Lubrication
- Cleaning and polishing
- Replacement of spark plugs and fuses
- Replacement of worn wiper blades, brake pads/linings and clutch linings

Vehicles With Altered Odometer

Failure of a vehicle on which the odometer has been altered so that actual vehicle mileage cannot be readily determined.

Salvage or Total-Loss Vehicles

Any vehicle that has ever been issued a "salvage" title or similar title under any state's law; or has ever been declared a "total loss" or equivalent by a financial institution or insurer, such as by payment for a claim in lieu of repairs because the cost of repairs exceeded the cash value of the vehicle. This exclusion does not apply to the emission control warranties.

Incidental Damages

Incidental or consequential damages associated with a vehicle failure. Such damages include but are not limited to inconvenience; the cost of transportation, telephone calls and lodging; the loss of personal or commercial property; and the loss of pay or revenue.

Disclaimer of Extra Expenses and Damages

The performance of necessary repairs and adjustments is the exclusive remedy under this warranty or any implied warranty. Toyota does not authorize any person to create for it any other obligation or liability in connection with this vehicle. Toyota shall not be liable for incidental or consequential damages resulting from breach of this written warranty or any implied warranty. Any implied warranty of merchantability or fitness for a particular purpose is limited to the duration of this written warranty, except in states where this limitation is not allowed.

DISPUTE RESOLUTION

If a dispute arises regarding your warranty coverage, please follow the steps described under "If You Need Assistance" on pages 8-9. Please note that you must use the Dispute Settlement Program (or, in California, the CDSP) before seeking remedies through a court action pursuant to the Magnuson-Moss Warranty Act. You may also be required to use the Dispute Settlement Program or CDSP before seeking remedies under the "Lemon Laws" of your state. Please check the appropriate page of the *Owner's Warranty Rights Notification* booklet (located in your glove box) for the requirements applicable to your state.

Federal Emission Control Warranty

WHAT IS COVERED AND HOW LONG

Emission Defect Warranty

Toyota warrants that your vehicle:

- Was designed, built and equipped to conform at the time of sale with applicable federal emissions standards.
- Is free from defects in materials and workmanship that may cause the vehicle to fail to meet these standards.

Federal regulations require that this warranty be in effect for two years or 24,000 miles from the vehicle's in-service date, whichever occurs first. However, under the terms of the Basic Warranty, Toyota provides coverage of three years or 36,000 miles, whichever occurs first. Specific components may have longer coverage under the terms of the Powertrain Warranty. Additionally, components marked "8/80" in the parts list on pages 17–18 have coverage of eight years or 80,000 miles, whichever occurs first.

Emission Performance Warranty

Some states and localities have established vehicle inspection and maintenance (I/M) programs to encourage proper vehicle maintenance. If an EPA-approved I/M program is in force in your area, you are eligible for Emission Performance Warranty coverage.

Under the terms of the Emission Performance Warranty and federal regulations, Toyota will make all necessary repairs if both of the following occur:

- Your vehicle fails to meet applicable emissions standards as determined by an EPA-approved emissions test.
- This failure results or will result in some penalty to you — such as a fine or denial of the right to use your vehicle — under local, state or federal law.

This warranty is in effect for two years or 24,000 miles from the vehicle's in-service date, whichever occurs first. Additionally, components marked "8/80" in the parts list on pages 17–18 have coverage of eight years or 80,000 miles, whichever occurs first.

Federal Emission Control Warranty

WARRANTY

WHAT IS NOT COVERED

These warranty obligations do not apply to failures or noncompliance caused by:

- ♦ The use of replacement parts not certified in accordance with aftermarket parts certification regulations.
- ♦ The use of replacement parts not equivalent in quality or design to original equipment parts.

Provisions under the "What Is Not Covered" section of the New Vehicle Limited Warranty also apply to this warranty.

WARRANTY PARTS LIST

Air/Fuel Metering System

- ♦ Air/fuel ratio feedback control system
- ♦ Cold-start enrichment system
- ♦ Deceleration control system
- ♦ Electronic fuel injection system components
 - Airflow sensor
 - Engine control module (8/80)
 - Throttle body
 - Other components

Air Induction System

- ♦ Intake manifold and intake air surge tank

Catalyst System

- ♦ Catalytic converter and protector (8/80)
- ♦ Constricted fuel filler neck
- ♦ Exhaust manifold
- ♦ Exhaust pipe (manifold to catalyst and/or catalyst to catalyst)

Evaporative Control System

- ♦ Charcoal canister
- ♦ Diaphragm valve
- ♦ Fuel filler cap
- ♦ Fuel tank
- ♦ Vapor liquid separator

8/80 = Covered for eight years or 80,000 miles, whichever occurs first.

Your Warranties in Detail **17**

Federal Emission Control Warranty

Exhaust Gas Recirculation (EGR) System

- EGR gas temperature sensor
- EGR valve
- Associated parts

Ignition System

- Distributor and internal parts
- Ignition coil and ignitor
- Ignition wires
- Spark plugs *

Positive Crankcase Ventilation (PCV) System

- Oil filler cap
- PCV valve or orifice

Other Parts Used in Above Systems

- Data link connector (8/80)
- Hoses, clamps, fittings, tubing and mounting hardware
- Malfunction indicator light and bulb (8/80)
- Pulleys, belts and idlers
- Sealing gaskets and devices
- Sensors, solenoids, switches and valves

MAINTENANCE

You are responsible for performance of the required maintenance indicated in the *Owner's Manual* and this booklet. Toyota will not deny a warranty claim solely because you do not have records to show that you maintained your vehicle. However, any failure or noncompliance caused by lack of maintenance is not covered by this warranty.

When maintenance and repairs are paid for by you, these services may be performed by you or by any automotive service provider you choose. Toyota will not deny a warranty claim solely because you used a service provider other than a Toyota dealership for maintenance and repairs. However, any failure or noncompliance caused by improper maintenance or repairs is not covered by this warranty.

* Warranted until first required maintenance under terms of the California Emission Control Warranty.
8/80 = Covered for eight years or 80,000 miles, whichever occurs first.

Federal Emission Control Warranty

REPLACEMENT PARTS

To ensure optimum performance and maintain the quality built into your vehicle's emission control systems, Toyota recommends the use of Genuine Toyota Parts when servicing or repairing the systems.

Warranty coverage is not dependent upon the use of any particular brand of replacement parts and you may elect to use non-Genuine Toyota Parts for maintenance and repairs. However, use of replacement parts that are not equivalent in quality to Genuine Toyota Parts may impair the effectiveness of the emission control systems.

If you use replacement parts that have maintenance or replacement schedules different from those of Genuine Toyota Parts, you must follow the maintenance and replacement schedules for the parts you are using. In addition, you should ensure that such parts are warranted by their manufacturers to be equivalent to Genuine Toyota Parts.

IF YOUR VEHICLE FAILS AN EMISSIONS TEST

If your vehicle fails an EPA-approved emissions test, you may make a claim under the Emission Performance Warranty. To do so, take your vehicle to an authorized Toyota dealership and present a copy of the emissions test report. Also, take your maintenance records in case they are needed.

If your claim qualifies for coverage, the dealership will repair your vehicle within 30 days (unless a shorter period is required by law). If your claim is denied, Toyota will notify you in writing of the reason within the same period. If we fail to do so, we will repair your vehicle free of charge. The only exceptions allowed are when you request or agree to a delay, or when a delay is caused by factors beyond the control of Toyota or the dealership.

For information on how to obtain service under the Emission Defect Warranty, see page 31, "Obtaining Warranty Service."

WARRANTY

Federal Emission Control Warranty

IF YOU HAVE QUESTIONS

If you have questions or concerns about your federal emission warranty coverage, please refer to "If You Need Assistance" on pages 8-9. In the case of the Emission Performance Warranty, you may also request information from or report complaints to:

U.S. Environmental Protection Agency
Vehicle Programs & Compliance Division
(6405J)

Attn: Warranty Complaints
401 M Street SW
Washington, D.C. 20460

Vehicles equipped with a California Certified Emission Control System that are sold, registered and operated in California or any state that adopts California emission warranty provisions are also covered by the California Emission Control Warranty (see page 22). Currently, Connecticut, Maine, Massachusetts, New Jersey, Oregon, Pennsylvania, Rhode Island, Vermont and Washington are the other states to which the California Emission Control Warranty applies.

Federal Emission Control Warranty

WARRANTY

DEALER CERTIFICATE

We (the dealership) want you to know that at the time your new Toyota vehicle is being delivered:

- 1) On the basis of written notification furnished by Toyota, we have knowledge that the vehicle is covered by an EPA Certificate of Conformity.
- 2) We have visually inspected those emission control devices or portions thereof that are visible without removing or adjusting any components or systems, emissions-related or otherwise. On the basis of this inspection, there are no apparent deficiencies in the installation of emission control devices by Toyota. (For purposes of this certificate, "emission control devices" is limited to devices installed on a vehicle for the sole or primary purpose of controlling emissions and which were not in general use before 1968.)
- 3) We have performed all emission control system preparations required by Toyota prior to the sale of the vehicle as set forth in Toyota's current pre-delivery service manual.
- 4) Except as may be provided in Paragraph 5, if this vehicle fails an EPA-approved emissions test within three months or 4,000 miles (whichever comes first) of delivery to the ultimate purchaser, and the vehicle has been maintained and used in accordance with the written instructions for proper maintenance

and use, Toyota will remedy the nonconformity free of charge under the terms of the Emission Performance Warranty.

- 5) If the vehicle was used as a company car or demonstrator, check the box and complete the following:
 The vehicle with which this statement is delivered was placed into service as a company car or demonstrator prior to delivery. The Emission Performance Warranty period commenced on the date the vehicle was first placed into service, which was:

Month Day Year

Note: The dealership makes no representation or warranty that the emission control system or any part thereof is without defect or that the system will perform properly. The Emission Performance Warranty referred to in Paragraph 4 and furnished with the vehicle is solely that of the manufacturer.

This statement is required by section 207 of the Clean Air Act (42 U.S.C. 7541) and the EPA regulations issued thereunder.

Dealership Name

Your Warranties in Detail **21**

California Emission Control Warranty

Vehicles equipped with a California Certified Emission Control System that are sold, registered and operated in California or any state that adopts California emission warranty provisions are covered by this warranty. Currently, Connecticut, Maine, Massachusetts, New Jersey, Oregon, Pennsylvania, Rhode Island, Vermont and Washington are the other states to which this warranty applies. Vehicles covered by this warranty are also covered by the Federal Emission Control Warranty (see page 16).

YOUR WARRANTY RIGHTS AND OBLIGATIONS

The California Air Resources Board (CARB) and Toyota are pleased to explain the emission control system warranty for your 2010 vehicle. In California, new motor vehicles must be designed, built and equipped to meet the state's stringent anti-smog standards. CARB regulations require that Toyota must warrant the emission control system on your vehicle for the time periods indicated on the next page, provided there has been no abuse, neglect or improper maintenance of your vehicle.

Your emission control system may include parts such as the fuel injection system, ignition system, catalytic converter and engine computer. Also included may be hoses, belts, connectors and other emissions-related assemblies.

Where a warrantable condition exists, Toyota will repair your vehicle at no cost to you, including diagnosis, parts and labor.

California Emission Control Warranty

MANUFACTURER'S WARRANTY COVERAGE

- 1) For three years or 50,000 miles, whichever occurs first:
 - If your vehicle fails a smog-check test, all necessary repairs and adjustments will be made by Toyota to ensure that your vehicle passes the test. This is your Emission Control System PERFORMANCE WARRANTY.
 - If an emissions-related part listed on pages 17–18 is defective, the part will be repaired or replaced by Toyota. This is your SHORT-TERM Emission Control System DEFECT WARRANTY. Specific components may have longer coverage under the terms of the Powertrain Warranty.
- 2) For seven years or 70,000 miles, whichever occurs first:
 - If an emissions-related part listed on page 24 is defective, the part will be repaired or replaced by Toyota. This is your LONG-TERM Emission Control System DEFECT WARRANTY.

OWNER'S WARRANTY RESPONSIBILITIES

You are responsible for performance of the required maintenance indicated in the *Owner's Manual* and this booklet. Toyota recommends that you retain all receipts covering maintenance on your vehicle, but Toyota cannot deny warranty coverage solely for the lack of receipts or your failure to ensure the performance of all scheduled maintenance.

You are responsible for presenting your vehicle to a Toyota dealership as soon as a problem exists. The warranty repairs should be completed in a reasonable amount of time, not to exceed 30 days.

You should also be aware that Toyota may deny you warranty coverage if your vehicle or a part has failed due to abuse, neglect, improper maintenance or unapproved modifications.

If you have any questions regarding your warranty rights and responsibilities, you should contact the Toyota Customer Experience Center at (800) 331-4331 or the California Air Resources Board, Mobile Source Control Division, at 9528 Telstar Avenue, P.O. Box 8001, El Monte, CA 91734-8001.

WARRANTY

California Emission Control Warranty

WHAT IS NOT COVERED

These warranty obligations do not apply to failures or noncompliance caused by:

- The use of replacement parts not certified in accordance with aftermarket parts certification regulations.
- The use of replacement parts not equivalent in quality or design to original equipment parts.

Provisions under the "What Is Not Covered" section of the New Vehicle Limited Warranty also apply to this warranty.

PARTS LIST: LONG-TERM EMISSION DEFECT WARRANTY

The parts listed here are covered for seven years or 70,000 miles from the vehicle's in-service date, whichever occurs first.

Air/Fuel Metering System

- Air pump on models equipped with 2TR-FE
- Engine control computer (engine control module)
- Throttle body

Air Induction System

- Intake manifold and intake air surge tank

Catalyst System

- Catalytic converter (warm-up three-way catalyst)
- Exhaust front pipe
- Exhaust front pipe no. 2 on models equipped with 1GR-FE
- Exhaust manifold on models equipped with 1GR-FE

Evaporative Control System

- Fuel tank

Ignition System

- Knock sensor on models equipped with 1GR-FE

California Emission Control Warranty

MAINTENANCE

You are responsible for performance of the required maintenance indicated in the *Owner's Manual* and this booklet. Toyota will not deny a warranty claim solely because you do not have records to show that you maintained your vehicle. However, any failure or noncompliance caused by lack of maintenance is not covered by this warranty.

When maintenance and repairs are paid for by you, these services may be performed by you or by any automotive service provider you choose. Toyota will not deny a warranty claim solely because you used a service provider other than a Toyota dealership for maintenance and repairs. However, any failure or noncompliance caused by improper maintenance or repairs is not covered by this warranty.

REPLACEMENT PARTS

To ensure optimum performance and maintain the quality built into your vehicle's emission control systems, Toyota recommends the use of Genuine Toyota Parts when servicing or repairing the systems.

Warranty coverage is not dependent upon the use of any particular brand of replacement parts and you may elect to use non-Genuine Toyota Parts for maintenance and repairs. However, use of replacement parts that are not equivalent in quality to Genuine Toyota Parts may impair the effectiveness of the emission control systems.

If you use replacement parts that have maintenance or replacement schedules different from those of Genuine Toyota Parts, you must follow the maintenance and replacement schedules for the parts you are using. In addition, you should ensure that such parts are warranted by their manufacturers to be equivalent to Genuine Toyota Parts.

WARRANTY

California Emission Control Warranty

IF YOUR VEHICLE FAILS A SMOG-CHECK TEST

If your vehicle fails a smog-check test, you may make a claim under the Emission Performance Warranty. To do so, take your vehicle to an authorized Toyota dealership and present a copy of the smog-check test report. Also, take your maintenance records in case they are needed.

If your claim qualifies for coverage, the dealership will repair your vehicle within 30 days (unless a shorter period is required by law). If your claim is denied, Toyota will notify you in writing of the reason within the same period. If we fail to do so, we will repair your vehicle free of charge. The only exceptions allowed are when you request or agree to a delay, or when a delay is caused by factors beyond the control of Toyota or the dealership.

For information on how to obtain service under the Emission Defect Warranty, see page 31, "Obtaining Warranty Service."

REPAIR DELAYS

If a Toyota dealership is unable to complete repairs on your vehicle within 30 days, you may have the repairs made under Toyota's provisions for emergency warranty repairs. See page 31 for details.

California Emission Control Warranty

IF YOU HAVE QUESTIONS

If you have questions or concerns about your vehicle's California emission warranty coverage, please follow the steps described under "If You Need Assistance" on pages 8-9. You may also request information from or report complaints to:

California Air Resources Board
Mobile Source Control Division
9528 Telstar Avenue
P.O. Box 8001
El Monte, CA 91734-8001
(800) 242-4450

WARRANTY

Tire Limited Warranty

OBTAINING WARRANTY SERVICE

The tires that come as original equipment on your vehicle are warranted by their manufacturer and not Toyota. A separate warranty statement for the tires is in your glove box.

To obtain service for a tire defect, take the tire to an authorized dealer of the tire manufacturer. (Refer to your local phone directory for dealer locations.) Your Toyota dealer may also be able to assist you in obtaining warranty service from the manufacturer.

For additional warranty information or service assistance, contact the tire manufacturer directly.

ORIGINAL EQUIPMENT TIRE MANUFACTURERS

Bridgestone/Firestone

535 Marriott Drive
Nashville, TN 37214
Bridgestone: (800) 847-3272
Firestone: (800) 356-4644

Dunlop Tires

1144 East Market Street
Akron, OH 44316
(800) 321-2136

Michelin North America

One Park Way South
P.O. Box 19001
Greenville, SC 29602
(800) 847-3435

GENERAL INFORMATION

You are responsible for ensuring that your Toyota is operated and maintained according to the instructions in the *Owner's Manual* and this booklet.

You should keep detailed records of vehicle maintenance, since under some circumstances they may be required for warranty coverage. These records should include date of service, mileage at time of service and a description of service performed and/or parts installed. For your convenience, a maintenance log is included in this booklet. If you sell your vehicle, you should give your maintenance records to the new owner.

Toyota will not deny a warranty claim solely because you do not have records to show that you maintained your vehicle. However, damage or failures caused by lack of proper maintenance are not covered under warranty.

WHERE TO GO FOR MAINTENANCE

You may have maintenance performed on your vehicle by any qualified person or facility. However, Toyota recommends having maintenance performed by an authorized Toyota dealership.

Toyota dealership technicians are specially trained to maintain and repair Toyota vehicles. They stay current on the latest service information through Toyota technical bulletins, service publications and training courses. Many are also certified through the Toyota Certification Program, which involves a series of rigorous written examinations. Feel free to ask any Toyota dealership to show you their technicians' credentials.

You can be confident you're getting the best possible service for your vehicle when you take it to a Toyota dealership.

WARRANTY

Operation and Maintenance

REPLACEMENT PARTS

Warranty coverage is not dependent upon the use of any particular brand of replacement parts. However, Toyota recommends using only Genuine Toyota Parts when you need to replace a part on your vehicle. Like all Toyota products, Genuine Toyota Parts are built to the highest standards of quality, durability and performance. They are also designed to fit your vehicle's exact specifications.

Your Toyota dealership maintains an extensive inventory of Genuine Toyota Parts to meet your vehicle service needs. And because it is linked electronically to Toyota's Parts Distribution Centers, the dealership has quick access to any parts it may not have in stock.

Genuine Toyota Parts are covered by their own warranty (see your dealer for details) or the remainder of any applicable New Vehicle Limited Warranty, whichever is longer. **Non-Genuine Toyota Parts, or any damage or failures resulting from their use, are not covered by any Toyota warranty.**

Obtaining Warranty Service

BY GEOGRAPHIC REGION

In the United States, U.S. Territories and Canada

To obtain warranty service in the United States, U.S. territories or Canada, take your vehicle to an authorized Toyota dealership. If your vehicle cannot be driven, contact your nearest Toyota dealership for towing assistance. You do not have to pay for towing to the nearest Toyota dealership if your vehicle is inoperable due to failure of a warranted part.

Outside the United States, U.S. Territories and Canada

If you are using your vehicle outside the United States, U.S. territories and Canada and need warranty service, contact a local Toyota dealership. Please note, however, that your vehicle may not be repaired free of charge because the local Toyota distributor may have no obligation to provide warranty service for your vehicle, and/or your vehicle may not comply with local regulatory or environmental requirements.

EMERGENCY REPAIRS

If your vehicle is inoperable or unsafe to drive and there is no Toyota dealership reasonably available to make repairs, you may perform the repairs yourself or have them performed by another automotive service provider. Toyota will reimburse you for any of the repairs that are covered by warranty. To receive reimbursement, present to an authorized Toyota dealership your paid repair invoices and any parts that were removed from the vehicle. You will be reimbursed for warranted parts at the manufacturer's suggested retail price and warranted labor at a geographically appropriate hourly rate multiplied by Toyota's recommended time allowance for the repair.

If your vehicle requires emergency repair, Toyota assumes no liability for subsequent failures caused by improper repairs or the use of non-Genuine Toyota Parts unless you have the vehicle properly repaired in a timely manner. To ensure that warranty coverage remains intact, have your vehicle inspected by an authorized Toyota dealership as soon as possible after an emergency repair.

WARRANTY

Notes

The Importance of Scheduled Maintenance

Regular maintenance is essential to obtaining the highest level of performance, safety and reliability from your Toyota. It can also increase your vehicle's resale value. The following pages are designed to help you make sure your vehicle receives proper and timely maintenance. Along with other important information related to vehicle service, you'll find factory-recommended maintenance guidelines and a log in which to document your vehicle's maintenance history.

In addition to scheduled maintenance, your vehicle requires ongoing general maintenance such as fluid checks and visual inspections. These procedures are explained in the "Vehicle Maintenance and Care" section of the Owner's Manual. Be sure to perform these procedures regularly to ensure the most trouble-free operation of your vehicle.

With proper maintenance and care, your vehicle will last longer and deliver more dependable, economical performance. Follow this booklet's recommendations and you'll enjoy maximum reliability and peace of mind from your Toyota for many years to come.



MAINTENANCE

Maintaining Your Warranty

IMPORTANT MAINTENANCE INFORMATION

It is especially important to regularly replace the engine oil and oil filter. Failure to do so can cause oil gelling, which can result in severe damage to your vehicle and require costly repairs that are not covered by the New Vehicle Limited Warranty.

Maintenance Records

Maintaining your vehicle according to the recommendations in this booklet is required to ensure that your warranty coverage remains intact. You should keep detailed records of vehicle maintenance, including date of service, mileage at time of service and a description of service and/or parts installation performed. The scheduled maintenance log in this booklet can help you document this information. If you sell your vehicle, be sure to give your maintenance records to the new owner.

Toyota will not deny a warranty claim solely because you do not have records to show that you maintained your vehicle. However, damage or failure caused by lack of proper maintenance are not covered under warranty.

Maintenance Providers

Maintenance and repair services may be performed by you or by any automotive service provider you choose. Toyota will not deny a warranty claim solely because you used a service provider other than a Toyota dealership for maintenance and repairs. However, damage or failure caused by improper maintenance or repairs are not covered under warranty.

Dealer-Recommended Maintenance

Your dealer may recommend more frequent maintenance intervals or more maintenance services than those listed in the scheduled maintenance log. These additional services are not required to maintain your warranty coverage. Ask your dealer to explain any recommended maintenance not included in the scheduled maintenance log.

For a complete description of Toyota warranty coverages, see the Warranty Information portion of this booklet.

Using the Maintenance Log Charts

Regular maintenance is essential to obtaining the highest level of performance from your Toyota. It can also increase your vehicle's resale value. This booklet presents Toyota's maintenance recommendations in convenient checklists, so you can easily see what type of maintenance your vehicle needs and document that the work was performed.

To ensure that your vehicle receives first-quality service and parts, Toyota recommends having maintenance performed by an authorized Toyota dealership. Toyota dealership technicians are experts on Toyota vehicles, and they use Genuine Toyota Parts designed to your vehicle's exact specifications. When you go to a Toyota dealership, you can be confident that they will use Genuine Toyota parts and have Toyota-trained technicians.

Miles or Months?

Toyota recommends obtaining scheduled maintenance for your vehicle every 5,000 miles or six months, whichever comes first.

For example:

- If you drive 5,000 miles in less than six months, you should obtain maintenance at **5,000 miles** - don't wait until six months.

- If at six months you have driven less than 5,000 miles, you should obtain maintenance at **six months** - don't wait until 5,000 miles

Be sure to keep an eye on your mileage so that you obtain maintenance when recommended. If you are a low-mileage driver, mark your calendar to remind yourself to obtain maintenance every six months.

Documenting Your Investment

To help you verify that you've invested in proper maintenance, each maintenance checklist includes space for your Toyota dealership to certify that you obtained Genuine Toyota Service for your vehicle. The dealership will mark the dealer service verification area with the following stamp (which may be customized with the dealership's name):



MAINTENANCE

Using the Maintenance Log Charts

Special Operating Conditions

In addition to standard maintenance items, the maintenance log indicates services that should be performed on vehicles that are driven under especially demanding conditions. These "special operating conditions" and their required maintenance items are clearly indicated in each chart.

NOTE: You should perform these additional maintenance services if you drive *primarily* under any of the special operating conditions indicated. If you drive only occasionally under these conditions, it is not necessary to perform the additional services.

Additional Maintenance

In addition to scheduled maintenance, your Toyota requires ongoing general maintenance such as fluid checks and visual inspections. These procedures are explained in the "Vehicle Maintenance and Care" section of the *Owner's Manual*. Be sure to perform these procedures regularly to ensure the most trouble-free operation of your vehicle.

Off-Road Daily Maintenance

In addition to the maintenance items indicated for each mileage/month interval, you should perform certain inspections daily when you drive off-road. Whenever you take your vehicle off-road through deep sand, mud or water, perform these inspections every day:

- Check ball joints and dust covers
- Check brake lines and hoses
- Check brake pads/disc
- Check differential oil
- Check drive shaft boots
- Check engine air filter
- Check nuts and bolts on chassis and body
- Check steering linkage and boots
- Check transfer case oil (4WD models)
- Check transmission fluid or oil
- Lubricate propeller shaft (4WD models)

MAINTENANCE

Maintenance Log

MAINTENANCE

5,000 miles or 6 months
<input type="checkbox"/> Replace engine oil and oil filter ¹ <input type="checkbox"/> Rotate tires <input type="checkbox"/> Visually inspect brake linings/drums and brake pads/discs
Additional Maintenance Items for Special Operating Conditions²
Driving on dirt roads or dusty roads: <input type="checkbox"/> Inspect ball joints and dust covers <input type="checkbox"/> Inspect drive shaft boots (4WD) <input type="checkbox"/> Inspect engine air filter <input type="checkbox"/> Inspect steering linkage and boots <input type="checkbox"/> Lubricate propeller shaft (4WD) ³ <input type="checkbox"/> Re-torque propeller shaft bolt ³ <input type="checkbox"/> Tighten nuts and bolts on chassis and body
Driving while towing: <input type="checkbox"/> Lubricate propeller shaft (4WD) ³ <input type="checkbox"/> Re-torque propeller shaft bolt ³ <input type="checkbox"/> Tighten nuts and bolts on chassis and body
DEALER SERVICE VERIFICATION:
DATE:
MILEAGE:

10,000 miles or 12 months
<input type="checkbox"/> Replace engine oil and oil filter ¹ <input type="checkbox"/> Rotate tires <input type="checkbox"/> Visually inspect brake linings/drums and brake pads/discs
Note: Driving in heavy traffic, on dirt roads or in urban, dusty or desert areas may shorten the life of the cabin air filter. Replacement may be needed if you notice reduced air flow from the air conditioner and heater or if the windows fog easily when you use the "Fresh" mode. Consult your dealer if any of these conditions occur.
Additional Maintenance Items for Special Operating Conditions²
Driving on dirt roads or dusty roads: <input type="checkbox"/> Inspect ball joints and dust covers <input type="checkbox"/> Inspect drive shaft boots (4WD) <input type="checkbox"/> Inspect engine air filter <input type="checkbox"/> Inspect steering linkage and boots <input type="checkbox"/> Lubricate propeller shaft (4WD) ³ <input type="checkbox"/> Re-torque propeller shaft bolt ³ <input type="checkbox"/> Tighten nuts and bolts on chassis and body
Driving while towing: <input type="checkbox"/> Lubricate propeller shaft (4WD) ³ <input type="checkbox"/> Re-torque propeller shaft bolt ³ <input type="checkbox"/> Tighten nuts and bolts on chassis and body
DEALER SERVICE VERIFICATION:
DATE:
MILEAGE:

15,000 miles or 18 months

- Lubricate propeller shaft (4WD)
- Re-torque propeller shaft bolt
- Replace engine oil and oil filter¹
- Rotate tires
- Visually inspect brake linings/drums and brake pads/discs

Inspect the following:

<input type="checkbox"/> Ball joints and dust covers	<input type="checkbox"/> Front differential oil (4WD)
<input type="checkbox"/> Brake lines and hoses	<input type="checkbox"/> Radiator and condenser
<input type="checkbox"/> Drive shaft boots (4WD)	<input type="checkbox"/> Rear differential oil
<input type="checkbox"/> Engine coolant ⁴	<input type="checkbox"/> Steering gear box
<input type="checkbox"/> Exhaust pipes and mountings	<input type="checkbox"/> Steering linkage and boots

Additional Maintenance Items for Special Operating Conditions²

Driving on dirt roads or dusty roads:

- Inspect engine air filter
- Tighten nuts and bolts on chassis and body

Driving while towing:

- Replace front differential oil (4WD)
- Replace rear differential oil
- Tighten nuts and bolts on chassis and body

DEALER SERVICE VERIFICATION:

DATE:

MILEAGE:

MAINTENANCE

¹ Reset the oil replacement reminder light ("MAINT REQD") or the message "OIL MAINTENANCE REQUIRED" on the multi-information display after engine oil replacement.
² Perform these service items only if you drive primarily under the conditions indicated.
³ Includes operating on roads which road salt has been applied.
⁴ Refer to "Engine Coolant" in the "Explanation of Maintenance Items" section in the back of this guide for more information.

Maintenance Log

20,000 miles or 24 months
<input type="checkbox"/> Replace cabin air filter <input type="checkbox"/> Replace engine oil and oil filter ¹ <input type="checkbox"/> Rotate tires <input type="checkbox"/> Visually inspect brake linings/drums and brake pads/discs
Additional Maintenance Items for Special Operating Conditions²
Driving on dirt roads or dusty roads: <input type="checkbox"/> Inspect ball joints and dust covers <input type="checkbox"/> Inspect drive shaft boots (4WD) <input type="checkbox"/> Inspect engine air filter <input type="checkbox"/> Inspect steering linkage and boots <input type="checkbox"/> Lubricate propeller shaft (4WD) ³ <input type="checkbox"/> Re-torque propeller shaft bolt ³ <input type="checkbox"/> Tighten nuts and bolts on chassis and body
Driving while towing: <input type="checkbox"/> Lubricate propeller shaft (4WD) ³ <input type="checkbox"/> Re-torque propeller shaft bolt ³ <input type="checkbox"/> Tighten nuts and bolts on chassis and body
DEALER SERVICE VERIFICATION:
DATE: MILEAGE:

25,000 miles or 30 months
<input type="checkbox"/> Replace engine oil and oil filter ¹ <input type="checkbox"/> Rotate tires <input type="checkbox"/> Visually inspect brake linings/drums and brake pads/discs
Additional Maintenance Items for Special Operating Conditions²
Driving on dirt roads or dusty roads: <input type="checkbox"/> Inspect ball joints and dust covers <input type="checkbox"/> Inspect drive shaft boots (4WD) <input type="checkbox"/> Inspect engine air filter <input type="checkbox"/> Inspect steering linkage and boots <input type="checkbox"/> Lubricate propeller shaft (4WD) ³ <input type="checkbox"/> Re-torque propeller shaft bolt ³ <input type="checkbox"/> Tighten nuts and bolts on chassis and body
Driving while towing: <input type="checkbox"/> Lubricate propeller shaft (4WD) ³ <input type="checkbox"/> Re-torque propeller shaft bolt ³ <input type="checkbox"/> Tighten nuts and bolts on chassis and body
DEALER SERVICE VERIFICATION:
DATE: MILEAGE:

MAINTENANCE

30,000 miles or 36 months	
<input type="checkbox"/> Lubricate propeller shaft (4WD)	
<input type="checkbox"/> Re-torque propeller shaft bolt	
<input type="checkbox"/> Replace engine air filter	
<input type="checkbox"/> Replace engine oil and oil filter ¹	
<input type="checkbox"/> Replace rear differential oil (Prerunner and 4WD vehicles with optional limited slip differential only)	
<input type="checkbox"/> Replace spark plugs (1GR-FE engine only) ⁴	
<input type="checkbox"/> Rotate tires	
Inspect the following:	
<input type="checkbox"/> Ball joints and dust covers	<input type="checkbox"/> Fuel tank cap gasket
<input type="checkbox"/> Brake lines and hoses	<input type="checkbox"/> Radiator and condenser
<input type="checkbox"/> Brake linings/drums and brake pads/discs ⁵	<input type="checkbox"/> Rear differential oil (except Prerunner and 4WD vehicles with optional limited slip differential only)
<input type="checkbox"/> Drive shaft boots (4WD)	<input type="checkbox"/> Steering gear box
<input type="checkbox"/> Engine coolant ⁶	<input type="checkbox"/> Steering linkage and boots
<input type="checkbox"/> Exhaust pipes and mountings	<input type="checkbox"/> Transfer case oil (4WD)
<input type="checkbox"/> Front differential oil (4WD)	<input type="checkbox"/> Transmission fluid or oil
<input type="checkbox"/> Fuel lines and connections, fuel tank band and fuel tank vapor vent system hoses	
<p>Note: Driving in heavy traffic, on dirt roads or in urban, dusty or desert areas may shorten the life of the cabin air filter. Replacement may be needed if you notice reduced air flow from the air conditioner and heater or if the windows fog easily when you use the "Fresh" mode. Consult your dealer if any of these conditions occur.</p>	
Additional Maintenance Items for Special Operating Conditions²	
Driving on dirt roads or dusty roads:	
<input type="checkbox"/> Tighten nuts and bolts on chassis and body	
Driving while towing:	
<input type="checkbox"/> Replace front differential oil (4WD)	<input type="checkbox"/> Replace transfer case oil (4WD)
<input type="checkbox"/> Replace manual transmission oil	<input type="checkbox"/> Tighten nuts and bolts on chassis and body
<input type="checkbox"/> Replace rear differential oil	
DEALER SERVICE VERIFICATION:	
DATE:	
MILEAGE:	

¹ Reset the oil replacement reminder light ("MAINT REQD") or the message "OIL MAINTENANCE REQUIRED" on the multi-information display after engine oil replacement.

² Perform these service items only if you drive primarily under the conditions indicated.

³ Includes operating on roads which road salt has been applied.

⁴ Maintenance services of spark plugs are required under the terms of the Emissions Control Warranty.

⁵ Inspect thickness measurement and disc runout.

⁶ Refer to "Engine Coolant" in the "Explanation of Maintenance Items" section in the back of this guide for more information.



Maintenance Log

35,000 miles or 42 months
<input type="checkbox"/> Replace engine oil and oil filter ¹ <input type="checkbox"/> Rotate tires <input type="checkbox"/> Visually inspect brake linings/drums and brake pads/discs
Additional Maintenance Items for Special Operating Conditions²
Driving on dirt roads or dusty roads: <input type="checkbox"/> Inspect ball joints and dust covers <input type="checkbox"/> Inspect drive shaft boots (4WD) <input type="checkbox"/> Inspect engine air filter <input type="checkbox"/> Inspect steering linkage and boots <input type="checkbox"/> Lubricate propeller shaft (4WD) ³ <input type="checkbox"/> Re-torque propeller shaft bolt ³ <input type="checkbox"/> Tighten nuts and bolts on chassis and body
Driving while towing: <input type="checkbox"/> Lubricate propeller shaft (4WD) ³ <input type="checkbox"/> Re-torque propeller shaft bolt ³ <input type="checkbox"/> Tighten nuts and bolts on chassis and body
DEALER SERVICE VERIFICATION:
DATE: MILEAGE:

40,000 miles or 48 months
<input type="checkbox"/> Replace cabin air filter <input type="checkbox"/> Replace engine oil and oil filter ¹ <input type="checkbox"/> Rotate tires <input type="checkbox"/> Visually inspect brake linings/drums and brake pads/discs
Additional Maintenance Items for Special Operating Conditions²
Driving on dirt roads or dusty roads: <input type="checkbox"/> Inspect ball joints and dust covers <input type="checkbox"/> Inspect drive shaft boots (4WD) <input type="checkbox"/> Inspect engine air filter <input type="checkbox"/> Inspect steering linkage and boots <input type="checkbox"/> Lubricate propeller shaft (4WD) ³ <input type="checkbox"/> Re-torque propeller shaft bolt ³ <input type="checkbox"/> Tighten nuts and bolts on chassis and body
Driving while towing: <input type="checkbox"/> Lubricate propeller shaft (4WD) ³ <input type="checkbox"/> Re-torque propeller shaft bolt ³ <input type="checkbox"/> Tighten nuts and bolts on chassis and body
DEALER SERVICE VERIFICATION:
DATE: MILEAGE:

MAINTENANCE

45,000 miles or 54 months	
<input type="checkbox"/> Lubricate propeller shaft (4WD)	
<input type="checkbox"/> Re-torque propeller shaft bolt	
<input type="checkbox"/> Replace engine oil and oil filter ¹	
<input type="checkbox"/> Rotate tires	
<input type="checkbox"/> Visually inspect brake linings/drums and brake pads/discs	
Inspect the following:	
<input type="checkbox"/> Ball joints and dust covers	<input type="checkbox"/> Front differential oil (4WD)
<input type="checkbox"/> Brake lines and hoses	<input type="checkbox"/> Radiator and condenser
<input type="checkbox"/> Drive shaft boots (4WD)	<input type="checkbox"/> Rear differential oil
<input type="checkbox"/> Engine coolant ⁴	<input type="checkbox"/> Steering gear box
<input type="checkbox"/> Exhaust pipes and mountings	<input type="checkbox"/> Steering linkage and boots
Additional Maintenance Items for Special Operating Conditions²	
Driving on dirt roads or dusty roads:	
<input type="checkbox"/> Inspect engine air filter	
<input type="checkbox"/> Tighten nuts and bolts on chassis and body	
Driving while towing:	
<input type="checkbox"/> Replace front differential oil (4WD)	
<input type="checkbox"/> Replace rear differential oil	
<input type="checkbox"/> Tighten nuts and bolts on chassis and body	
 DEALER SERVICE VERIFICATION:	
 DATE:	
MILEAGE:	

MAINTENANCE

¹ Reset the oil replacement reminder light ("MAINT REQD") or the message "OIL MAINTENANCE REQUIRED" on the multi-information display after engine oil replacement.
² Perform these service items only if you drive primarily under the conditions indicated.
³ Includes operating on roads which road salt has been applied.
⁴ Refer to "Engine Coolant" in the "Explanation of Maintenance Items" section in the back of this guide for more information.

Maintenance Log

50,000 miles or 60 months
<input type="checkbox"/> Replace engine oil and oil filter ¹ <input type="checkbox"/> Rotate tires <input type="checkbox"/> Visually inspect brake linings/drums and brake pads/discs
<p>Note: Driving in heavy traffic, on dirt roads or in urban, dusty or desert areas may shorten the life of the cabin air filter. Replacement may be needed if you notice reduced air flow from the air conditioner and heater or if the windows fog easily when you use the "Fresh" mode. Consult your dealer if any of these conditions occur.</p>
<p>Additional Maintenance Items for Special Operating Conditions²</p> <p>Driving on dirt roads or dusty roads:</p> <input type="checkbox"/> Inspect ball joints and dust covers <input type="checkbox"/> Inspect drive shaft boots (4WD) <input type="checkbox"/> Inspect engine air filter <input type="checkbox"/> Inspect steering linkage and boots <input type="checkbox"/> Lubricate propeller shaft (4WD) ³ <input type="checkbox"/> Re-torque propeller shaft bolt ³ <input type="checkbox"/> Tighten nuts and bolts on chassis and body
<p>Driving while towing:</p> <input type="checkbox"/> Lubricate propeller shaft (4WD) ³ <input type="checkbox"/> Re-torque propeller shaft bolt ³ <input type="checkbox"/> Tighten nuts and bolts on chassis and body
<p>DEALER SERVICE VERIFICATION:</p>
<p>DATE:</p> <p>MILEAGE:</p>

55,000 miles or 66 months
<input type="checkbox"/> Replace engine oil and oil filter ¹ <input type="checkbox"/> Rotate tires <input type="checkbox"/> Visually inspect brake linings/drums and brake pads/discs
<p>Additional Maintenance Items for Special Operating Conditions²</p> <p>Driving on dirt roads or dusty roads:</p> <input type="checkbox"/> Inspect ball joints and dust covers <input type="checkbox"/> Inspect drive shaft boots (4WD) <input type="checkbox"/> Inspect engine air filter <input type="checkbox"/> Inspect steering linkage and boots <input type="checkbox"/> Lubricate propeller shaft (4WD) ³ <input type="checkbox"/> Re-torque propeller shaft bolt ³ <input type="checkbox"/> Tighten nuts and bolts on chassis and body
<p>Driving while towing:</p> <input type="checkbox"/> Lubricate propeller shaft (4WD) ³ <input type="checkbox"/> Re-torque propeller shaft bolt ³ <input type="checkbox"/> Tighten nuts and bolts on chassis and body
<p>DEALER SERVICE VERIFICATION:</p>
<p>DATE:</p> <p>MILEAGE:</p>

MAINTENANCE

60,000 miles or 72 months	
<input type="checkbox"/>	Lubricate propeller shaft (4WD)
<input type="checkbox"/>	Re-torque propeller shaft bolt
<input type="checkbox"/>	Replace cabin air filter
<input type="checkbox"/>	Replace engine air filter
<input type="checkbox"/>	Replace engine oil and oil filter ¹
<input type="checkbox"/>	Replace rear differential oil (Prerunner and 4WD vehicles with optional limited slip differential only)
<input type="checkbox"/>	Replace spark plugs (1GR-FE engine oil) ⁴
<input type="checkbox"/>	Rotate tires
Inspect the following:	
<input type="checkbox"/>	Ball joints and dust covers
<input type="checkbox"/>	Brake lines and hoses
<input type="checkbox"/>	Brake linings/drums and brake pads/discs ⁵
<input type="checkbox"/>	Drive belts ⁶
<input type="checkbox"/>	Drive shaft boots (4WD)
<input type="checkbox"/>	Engine coolant ⁷
<input type="checkbox"/>	Engine valve clearance ⁸
<input type="checkbox"/>	Exhaust pipes and mountings
<input type="checkbox"/>	Front differential oil (4WD)
<input type="checkbox"/>	Fuel lines and connections, fuel tank band
<input type="checkbox"/>	and fuel tank vapor vent system hoses
<input type="checkbox"/>	Fuel tank cap gasket
<input type="checkbox"/>	Radiator and condenser
<input type="checkbox"/>	Rear differential oil (except Prerunner and 4WD vehicles with optional limited slip differential only)
<input type="checkbox"/>	Steering gear box
<input type="checkbox"/>	Steering linkage and boots
<input type="checkbox"/>	Transfer case oil (4WD)
<input type="checkbox"/>	Transmission fluid or oil
Additional Maintenance Items for Special Operating Conditions²	
Driving on dirt roads or dusty roads:	
<input type="checkbox"/>	Tighten nuts and bolts on chassis and body
Driving while towing:	
<input type="checkbox"/>	Replace front differential oil (4WD)
<input type="checkbox"/>	Replace rear differential oil
<input type="checkbox"/>	Replace transfer case oil (4WD)
<input type="checkbox"/>	Tighten nuts and bolts on chassis and body
DEALER SERVICE VERIFICATION:	
DATE:	
MILEAGE:	

¹ Reset the oil replacement reminder light ("MAINT REQD") or the message "OIL MAINTENANCE REQUIRED" on the multi-information display after engine oil replacement.

² Perform these service items only if you drive primarily under the conditions indicated.

³ Includes operating on roads which road salt has been applied.

⁴ Maintenance services of spark plugs are required under the terms of the Emissions Control Warranty.

⁵ Inspect thickness measurement and disc runout.

⁶ Initial inspection at 60,000 miles/72 months. Inspect every 15,000 miles/18 months thereafter.

⁷ Refer to "Engine Coolant" in the "Explanation of Maintenance Items" section in the back of this guide for more information.

⁸ Check for tappet noise and engine vibration and adjust if necessary, 1GR-FE engine only.

MAINTENANCE

Maintenance Log

65,000 miles or 78 months
<input type="checkbox"/> Replace engine oil and oil filter ¹ <input type="checkbox"/> Rotate tires <input type="checkbox"/> Visually inspect brake linings/drums and brake pads/discs
Additional Maintenance Items for Special Operating Conditions²
Driving on dirt roads or dusty roads: <input type="checkbox"/> Inspect ball joints and dust covers <input type="checkbox"/> Inspect drive shaft boots (4WD) <input type="checkbox"/> Inspect engine air filter <input type="checkbox"/> Inspect steering linkage and boots <input type="checkbox"/> Lubricate propeller shaft (4WD) ³ <input type="checkbox"/> Re-torque propeller shaft bolt ³ <input type="checkbox"/> Tighten nuts and bolts on chassis and body
Driving while towing: <input type="checkbox"/> Lubricate propeller shaft (4WD) ³ <input type="checkbox"/> Re-torque propeller shaft bolt ³ <input type="checkbox"/> Tighten nuts and bolts on chassis and body
DEALER SERVICE VERIFICATION:
DATE: MILEAGE:

78,000 miles or 84 months
<input type="checkbox"/> Replace engine oil and oil filter ¹ <input type="checkbox"/> Rotate tires <input type="checkbox"/> Visually inspect brake linings/drums and brake pads/discs
Note: Driving in heavy traffic, on dirt roads or in urban, dusty or desert areas may shorten the life of the cabin air filter. Replacement may be needed if you notice reduced air flow from the air conditioner and heater or if the windows fog easily when you use the "Fresh" mode. Consult your dealer if any of these conditions occur.
Additional Maintenance Items for Special Operating Conditions²
Driving on dirt roads or dusty roads: <input type="checkbox"/> Inspect ball joints and dust covers <input type="checkbox"/> Inspect drive shaft boots (4WD) <input type="checkbox"/> Inspect engine air filter <input type="checkbox"/> Inspect steering linkage and boots <input type="checkbox"/> Lubricate propeller shaft (4WD) ³ <input type="checkbox"/> Re-torque propeller shaft bolt ³ <input type="checkbox"/> Tighten nuts and bolts on chassis and body
Driving while towing: <input type="checkbox"/> Lubricate propeller shaft (4WD) ³ <input type="checkbox"/> Re-torque propeller shaft bolt ³ <input type="checkbox"/> Tighten nuts and bolts on chassis and body
DEALER SERVICE VERIFICATION:
DATE: MILEAGE:

MAINTENANCE

75,000 miles or 90 months	
<input type="checkbox"/> Lubricate propeller shaft (4WD)	
<input type="checkbox"/> Re-torque propeller shaft bolt	
<input type="checkbox"/> Replace engine oil and oil filter ¹	
<input type="checkbox"/> Rotate tires	
<input type="checkbox"/> Visually inspect brake linings/drums and brake pads/discs	
Inspect the following:	
<input type="checkbox"/> Ball joints and dust covers	<input type="checkbox"/> Front differential oil (4WD)
<input type="checkbox"/> Brake lines and hoses	<input type="checkbox"/> Radiator and condenser
<input type="checkbox"/> Drive belts	<input type="checkbox"/> Rear differential oil
<input type="checkbox"/> Drive shaft boots (4WD)	<input type="checkbox"/> Steering gear box
<input type="checkbox"/> Engine coolant ⁴	<input type="checkbox"/> Steering linkage and boots
<input type="checkbox"/> Exhaust pipes and mountings	
Additional Maintenance Items for Special Operating Conditions²	
Driving on dirt roads or dusty roads:	
<input type="checkbox"/> Inspect engine air filter	
<input type="checkbox"/> Tighten nuts and bolts on chassis and body	
Driving while towing:	
<input type="checkbox"/> Replace front differential oil (4WD)	
<input type="checkbox"/> Replace rear differential oil	
<input type="checkbox"/> Tighten nuts and bolts on chassis and body	
DEALER SERVICE VERIFICATION:	
DATE:	
MILEAGE:	

MAINTENANCE

¹ Reset the oil replacement reminder light ("MAINT REQD") or the message "OIL MAINTENANCE REQUIRED" on the multi-information display after engine oil replacement.
² Perform these service items only if you drive primarily under the conditions indicated.
³ Includes operating on roads which road salt has been applied.
⁴ Refer to "Engine Coolant" in the "Explanation of Maintenance Items" section in the back of this guide for more information.

Maintenance Log

80,000 miles or 96 months
<input type="checkbox"/> Replace cabin air filter <input type="checkbox"/> Replace engine oil and oil filter ¹ <input type="checkbox"/> Rotate tires <input type="checkbox"/> Visually inspect brake linings/drums and brake pads/discs
Additional Maintenance Items for Special Operating Conditions²
Driving on dirt roads or dusty roads: <input type="checkbox"/> Inspect ball joints and dust covers <input type="checkbox"/> Inspect drive shaft boots (4WD) <input type="checkbox"/> Inspect engine air filter <input type="checkbox"/> Inspect steering linkage and boots <input type="checkbox"/> Lubricate propeller shaft (4WD) ³ <input type="checkbox"/> Re-torque propeller shaft bolt ³ <input type="checkbox"/> Tighten nuts and bolts on chassis and body
Driving while towing: <input type="checkbox"/> Lubricate propeller shaft (4WD) ³ <input type="checkbox"/> Re-torque propeller shaft bolt ³ <input type="checkbox"/> Tighten nuts and bolts on chassis and body
DEALER SERVICE VERIFICATION:
DATE: MILEAGE:

85,000 miles or 102 months
<input type="checkbox"/> Replace engine oil and oil filter ¹ <input type="checkbox"/> Rotate tires <input type="checkbox"/> Visually inspect brake linings/drums and brake pads/discs
Additional Maintenance Items for Special Operating Conditions²
Driving on dirt roads or dusty roads: <input type="checkbox"/> Inspect ball joints and dust covers <input type="checkbox"/> Inspect drive shaft boots (4WD) <input type="checkbox"/> Inspect engine air filter <input type="checkbox"/> Inspect steering linkage and boots <input type="checkbox"/> Lubricate propeller shaft (4WD) ³ <input type="checkbox"/> Re-torque propeller shaft bolt ³ <input type="checkbox"/> Tighten nuts and bolts on chassis and body
Driving while towing: <input type="checkbox"/> Lubricate propeller shaft (4WD) ³ <input type="checkbox"/> Re-torque propeller shaft bolt ³ <input type="checkbox"/> Tighten nuts and bolts on chassis and body
DEALER SERVICE VERIFICATION:
DATE: MILEAGE:

MAINTENANCE

90,000 miles or 108 months	
<input type="checkbox"/>	Lubricate propeller shaft (4WD)
<input type="checkbox"/>	Re-torque propeller shaft bolt
<input type="checkbox"/>	Replace engine air filter
<input type="checkbox"/>	Replace engine oil and oil filter ¹
<input type="checkbox"/>	Replace rear differential oil (Prerunner and 4WD vehicles with optional limited slip differential only)
<input type="checkbox"/>	Replace spark plugs (1GR-FE engine only) ⁴
<input type="checkbox"/>	Rotate tires
Inspect the following:	
<input type="checkbox"/>	Ball joints and dust covers
<input type="checkbox"/>	Brake lines and hoses
<input type="checkbox"/>	Brake linings/drums and brake pads/discs ⁵
<input type="checkbox"/>	Drive belts
<input type="checkbox"/>	Drive shaft boots (4WD)
<input type="checkbox"/>	Engine coolant ⁶
<input type="checkbox"/>	Exhaust pipes and mountings
<input type="checkbox"/>	Front differential oil (4WD)
<input type="checkbox"/>	Fuel lines and connections, fuel tank band and fuel tank vapor vent system hoses
<input type="checkbox"/>	Fuel tank cap gasket
<input type="checkbox"/>	Radiator and condenser
<input type="checkbox"/>	Rear differential oil (except Prerunner and 4WD vehicles with optional limited slip differential only)
<input type="checkbox"/>	Steering gear box
<input type="checkbox"/>	Steering linkage and boots
<input type="checkbox"/>	Transfer case oil (4WD)
<input type="checkbox"/>	Transmission fluid or oil
<p>Note: Driving in heavy traffic, on dirt roads or in urban, dusty or desert areas may shorten the life of the cabin air filter. Replacement may be needed if you notice reduced air flow from the air conditioner and heater or if the windows fog easily when you use the "Fresh" mode. Consult your dealer if any of these conditions occur.</p>	
<p>Additional Maintenance Items for Special Operating Conditions²</p>	
<p>Driving on dirt roads or dusty roads:</p> <p><input type="checkbox"/> Tighten nuts and bolts on chassis and body</p>	
<p>Driving while towing:</p> <p><input type="checkbox"/> Replace front differential oil (4WD)</p> <p><input type="checkbox"/> Replace manual transmission oil</p> <p><input type="checkbox"/> Replace rear differential oil</p>	
<input type="checkbox"/>	Replace transfer case oil (4WD)
<input type="checkbox"/>	Tighten nuts and bolts on chassis and body
<p>DEALER SERVICE VERIFICATION:</p>	
<p>DATE:</p>	
<p>MILEAGE:</p>	

¹ Reset the oil replacement reminder light ("MAINT REQD") or the message "OIL MAINTENANCE REQUIRED" on the multi-information display after engine oil replacement.

² Perform these service items only if you drive primarily under the conditions indicated.

³ Includes operating on roads which road salt has been applied.

⁴ Maintenance services of spark plugs are required under the terms of the Emissions Control Warranty.

⁵ Inspect thickness measurement and disc runout.

⁶ Refer to "Engine Coolant" in the "Explanation of Maintenance Items" section in the back of this guide for more information.

Maintenance Log

95,000 miles or 114 months	100,000 miles or 120 months
<ul style="list-style-type: none"> <input type="checkbox"/> Replace engine oil and oil filter¹ <input type="checkbox"/> Rotate tires <input type="checkbox"/> Visually inspect brake linings/drums and brake pads/discs 	<ul style="list-style-type: none"> <input type="checkbox"/> Replace cabin air filter <input type="checkbox"/> Replace engine coolant⁴ <input type="checkbox"/> Replace engine oil and oil filter¹ <input type="checkbox"/> Rotate tires <input type="checkbox"/> Visually inspect brake linings/drums and brake pads/discs
<p>Additional Maintenance Items for Special Operating Conditions²</p>	<p>Additional Maintenance Items for Special Operating Conditions²</p>
<p>Driving on dirt roads or dusty roads:</p> <ul style="list-style-type: none"> <input type="checkbox"/> Inspect ball joints and dust covers <input type="checkbox"/> Inspect drive shaft boots (4WD) <input type="checkbox"/> Inspect engine air filter <input type="checkbox"/> Inspect steering linkage and boots <input type="checkbox"/> Lubricate propeller shaft (4WD)³ <input type="checkbox"/> Re-torque propeller shaft bolt³ <input type="checkbox"/> Tighten nuts and bolts on chassis and body 	<p>Driving on dirt roads or dusty roads:</p> <ul style="list-style-type: none"> <input type="checkbox"/> Inspect ball joints and dust covers <input type="checkbox"/> Inspect drive shaft boots (4WD) <input type="checkbox"/> Inspect engine air filter <input type="checkbox"/> Inspect steering linkage and boots <input type="checkbox"/> Lubricate propeller shaft (4WD)³ <input type="checkbox"/> Re-torque propeller shaft bolt³ <input type="checkbox"/> Tighten nuts and bolts on chassis and body
<p>Driving while towing:</p> <ul style="list-style-type: none"> <input type="checkbox"/> Lubricate propeller shaft (4WD)³ <input type="checkbox"/> Re-torque propeller shaft bolt³ <input type="checkbox"/> Tighten nuts and bolts on chassis and body 	<p>Driving while towing:</p> <ul style="list-style-type: none"> <input type="checkbox"/> Lubricate propeller shaft (4WD)³ <input type="checkbox"/> Re-torque propeller shaft bolt³ <input type="checkbox"/> Tighten nuts and bolts on chassis and body
<p>DEALER SERVICE VERIFICATION:</p>	<p>DEALER SERVICE VERIFICATION:</p>
<p>DATE: MILEAGE:</p>	<p>DATE: MILEAGE:</p>

MAINTENANCE

105,000 miles or 126 months

- Lubricate propeller shaft (4WD)³
- Re-torque propeller shaft bolt
- Replace engine oil and oil filter¹
- Rotate tires
- Visually inspect brake linings/drums and brake pads/discs

Inspect the following:

<input type="checkbox"/> Ball joints and dust covers	<input type="checkbox"/> Front differential oil (4WD)
<input type="checkbox"/> Brake lines and hoses	<input type="checkbox"/> Radiator and condenser
<input type="checkbox"/> Drive belts	<input type="checkbox"/> Rear differential oil
<input type="checkbox"/> Drive shaft boots (4WD)	<input type="checkbox"/> Steering gear box
<input type="checkbox"/> Engine coolant ⁵	<input type="checkbox"/> Steering linkage and boots
<input type="checkbox"/> Exhaust pipes and mountings	

Additional Maintenance Items for Special Operating Conditions²

Driving on dirt roads or dusty roads:

- Inspect engine air filter
- Tighten nuts and bolts on chassis and body

Driving while towing:

- Replace front differential oil (4WD)
- Replace rear differential oil
- Tighten nuts and bolts on chassis and body

DEALER SERVICE VERIFICATION:

DATE:

MILEAGE:

MAINTENANCE

¹ Reset the oil replacement reminder light ("MAINT REQD") or the message "OIL MAINTENANCE REQUIRED" on the multi-information display after engine oil replacement.

² Perform these service items only if you drive primarily under the conditions indicated.

³ Includes operating on roads which road salt has been applied.

⁴ Initial replacement at 100,000 miles/120 months. Replace every 50,000 miles/60 months thereafter. Refer to "Engine Coolant" in the "Explanation of Maintenance Items" section in the back of this guide for more information.

⁵ Refer to "Engine Coolant" in the "Explanation of Maintenance Items" section in the back of this guide for more information.

Maintenance Log

110,000 miles or 132 months
<input type="checkbox"/> Replace engine oil and oil filter ¹ <input type="checkbox"/> Rotate tires <input type="checkbox"/> Visually inspect brake linings/drums and brake pads/discs
<p>Note: Driving in heavy traffic, on dirt roads or in urban, dusty or desert areas may shorten the life of the cabin air filter. Replacement may be needed if you notice reduced air flow from the air conditioner and heater or if the windows fog easily when you use the "Fresh" mode. Consult your dealer if any of these conditions occur.</p>
<p>Additional Maintenance Items for Special Operating Conditions²</p> <p>Driving on dirt roads or dusty roads:</p> <input type="checkbox"/> Inspect ball joints and dust covers <input type="checkbox"/> Inspect drive shaft boots (4WD) <input type="checkbox"/> Inspect engine air filter <input type="checkbox"/> Inspect steering linkage and boots <input type="checkbox"/> Lubricate propeller shaft (4WD) ³ <input type="checkbox"/> Re-torque propeller shaft bolt ³ <input type="checkbox"/> Tighten nuts and bolts on chassis and body <p>Driving while towing:</p> <input type="checkbox"/> Lubricate propeller shaft (4WD) ³ <input type="checkbox"/> Re-torque propeller shaft bolt ³ <input type="checkbox"/> Tighten nuts and bolts on chassis and body <p>DEALER SERVICE VERIFICATION:</p> <p>DATE: MILEAGE:</p>

115,000 miles or 138 months
<input type="checkbox"/> Replace engine oil and oil filter ¹ <input type="checkbox"/> Rotate tires <input type="checkbox"/> Visually inspect brake linings/drums and brake pads/discs
<p>Additional Maintenance Items for Special Operating Conditions²</p> <p>Driving on dirt roads or dusty roads:</p> <input type="checkbox"/> Inspect ball joints and dust covers <input type="checkbox"/> Inspect drive shaft boots (4WD) <input type="checkbox"/> Inspect engine air filter <input type="checkbox"/> Inspect steering linkage and boots <input type="checkbox"/> Lubricate propeller shaft (4WD) ³ <input type="checkbox"/> Re-torque propeller shaft bolt ³ <input type="checkbox"/> Tighten nuts and bolts on chassis and body <p>Driving while towing:</p> <input type="checkbox"/> Lubricate propeller shaft (4WD) ³ <input type="checkbox"/> Re-torque propeller shaft bolt ³ <input type="checkbox"/> Tighten nuts and bolts on chassis and body <p>DEALER SERVICE VERIFICATION:</p> <p>DATE: MILEAGE:</p>

MAINTENANCE

120,000 miles or 144 months

- Lubricate propeller shaft (4WD)
- Re-torque propeller shaft bolt
- Replace cabin air filter
- Replace engine air filter
- Replace engine oil and oil filter¹
- Replace rear differential oil (Prerunner and 4WD vehicles with optional limited slip differential only)
- Replace spark plugs⁴
- Rotate tires

Inspect the following:

- | | |
|--|---|
| <input type="checkbox"/> Ball joints and dust covers | <input type="checkbox"/> and fuel tank vapor vent system hoses |
| <input type="checkbox"/> Brake lines and hoses | <input type="checkbox"/> Fuel tank cap gasket |
| <input type="checkbox"/> Brake linings/drums and brake pads/discs ⁵ | <input type="checkbox"/> Radiator and condenser |
| <input type="checkbox"/> Drive belts | <input type="checkbox"/> Rear differential oil (except Prerunner and 4WD vehicles with optional limited slip differential only) |
| <input type="checkbox"/> Drive shaft boots (4WD) | <input type="checkbox"/> Steering gear box |
| <input type="checkbox"/> Engine coolant ⁶ | <input type="checkbox"/> Steering linkage and boots |
| <input type="checkbox"/> Engine valve clearance ⁷ | <input type="checkbox"/> Transfer case oil (4WD) |
| <input type="checkbox"/> Exhaust pipes and mountings | <input type="checkbox"/> Transmission fluid or oil |
| <input type="checkbox"/> Front differential oil (4WD) | |
| <input type="checkbox"/> Fuel lines and connections, fuel tank band | |

Additional Maintenance Items for Special Operating Conditions²

Driving on dirt roads or dusty roads:

- Tighten nuts and bolts on chassis and body

Driving while towing:

- Replace front differential oil (4WD)
- Replace rear differential oil
- Replace transfer case oil (4WD)
- Tighten nuts and bolts on chassis and body

DEALER SERVICE VERIFICATION:

DATE:

MILEAGE:

¹ Reset the oil replacement reminder light ("MAINT REQD") or the message "OIL MAINTENANCE REQUIRED" on the multi-information display after engine oil replacement.

² Perform these service items only if you drive primarily under the conditions indicated.

³ Includes operating on roads which road salt has been applied.

⁴ Maintenance services of spark plugs are required under the terms of the Emissions Control Warranty.

⁵ Inspect thickness measurement and disc runout.

⁶ Refer to "Engine Coolant" in the "Explanation of Maintenance Items" section in the back of this guide for more information.

⁷ Check for tappet noise and engine vibration and adjust if necessary, 1GR-FE engine only.

Explanation of Maintenance Items

The following descriptions are provided to give you a better understanding of the maintenance items that should be performed on your vehicle. The scheduled maintenance log indicates at which mileage/time intervals each item should be performed. Please note that many maintenance items should be performed only by a qualified technician.

For further information on maintenance items you can perform yourself, see the "Vehicle Maintenance and Care" and "Do-It-Yourself Maintenance" sections of the *Owner's Manual*.

Automatic Transmission Fluid or Manual Transmission Oil

Inspect at specified intervals. When performing inspections, check each component for signs of leakage. If you discover any leakage, have it repaired by a qualified technician immediately.

Ball Joints and Dust Covers

Check the suspension and steering linkage ball joints for looseness and damage. Check all dust covers for deterioration and damage. Replace any deteriorated or damaged parts. A qualified technician should perform these operations.

Brake Lines and Hoses

Visually inspect for proper installation. Check for chafing, cracks, deterioration and signs of leakage. Replace any deteriorated or damaged parts. A qualified technician should perform these operations.

Brake Linings/Drums and Brake Pads/Disks

Check the brake linings (shoes) and drums for scoring, burning, fluid leakage, broken parts and excessive wear. Check the pads for excessive wear and the discs for runout, excessive wear and fluid leakage. Replace any deteriorated or damaged parts. A qualified technician should perform these operations.

Cabin Air Filter

Replace at specified intervals. Driving in heavy traffic, on dirt roads or in urban, desert or dusty areas may shorten filter's life. More frequent replacement may be necessary.

Drive Belts

Inspect for cracks, excessive wear and oiliness. Check the belt tension and adjust if necessary. Replace the belts if they are damaged.

Explanation of Maintenance Items

Drive Shaft Boots

Check the drive shaft boots and clamps for cracks, deterioration and damage. Replace any deteriorated or damaged parts and, if necessary, repack the grease. A qualified technician should perform these operations.

Engine Air Filter

Inspect or replace at specified intervals. When performing inspections, check for damage, excessive wear and oiliness, and replace if necessary.

Engine Coolant

Drain the cooling system and refill with an ethylene-glycol type coolant. Inspect hoses and connections for corrosion and leaks. Tighten connections and replace parts when necessary. A qualified technician should perform these operations. (For further details, refer to "Radiator, Condenser and Hoses" in the "Vehicle Maintenance and Care" section of the *Owner's Manual*).

Your Toyota is equipped with Genuine Toyota Super Long-Life Coolant. The replacement intervals for engine coolant recommended in this booklet are based on replacement with Genuine Toyota Super Long-Life Coolant or similar high-quality non-silicate, non-amine, non-borate ethylene-glycol coolant with long-life hybrid organic acid technology (i.e., a combination of low phosphates and organic acids). If another type of ethylene-glycol coolant is used, replacement intervals may be different.

Engine Oil and Filter

Replace the oil filter and drain and refill the engine oil at specified intervals. For recommended oil grade and viscosity, refer to the *Owner's Manual*.

Engine Valve Clearance

Inspect for tappet noise and engine vibration and adjust if necessary. A qualified technician should perform this operation.

Exhaust Pipes and Mountings

Visually inspect the exhaust pipes, muffler and hangers for cracks, deterioration and damage. Start the engine and listen carefully for any exhaust gas leakage. Tighten connections or replace parts as necessary.

Explanation of Maintenance Items

Front and Rear Differential Oil

Inspect or replace at specified intervals. When performing inspections, check each component for signs of leakage. If you discover any leakage, have it repaired by a qualified technician immediately.

Fuel Lines and Connections, Fuel Tank Band and Fuel Tank Vapor Vent System Hoses

Visually inspect for corrosion, damage, cracks, and loose or leaking connections. Tighten connections or replace parts as necessary.

Fuel Tank Cap Gasket

Visually inspect for cracks, deterioration and damage and replace if necessary.

Nuts and Bolts on Chassis and Body

Re-tighten the seat-mounting bolts and front/rear suspension member retaining bolts to specified torque.

Propeller Shaft

Lubricate the propeller shaft spiders and slide yokes with lithium-base chassis grease and the double cardan joint with molybdenum-disulfide lithium-base chassis grease, and re-torque the bolt. Only a qualified technician should perform this operation

Radiator and Condenser

Inspect for debris, corrosion and signs of damage. Have any problem repaired immediately by a qualified technician.

Spark Plugs

Replace at specified intervals. Install new plugs of the same type as originally equipped. A qualified technician should perform this operation.

Steering Gear Box

Inspect for signs of leakage. If you discover any leakage, have it repaired immediately by a qualified technician.

Steering Linkage and Boots

With the vehicle stopped, check for excessive freeplay in the steering wheel. Inspect the linkage for bending and damage and the dust boots for deterioration, cracks and damage. Replace any damaged parts. A qualified technician should perform these operations.

Tire Rotation

Tires should be rotated according to the instructions in the *Owner's Manual*. When rotating tires, check for damage and uneven wear. Replace if necessary.

Transfer Case Oil

Inspect or replace at specified intervals. When performing inspections, check for signs of leakage. If you discover any leakage, have it repaired by a qualified technician immediately.

Vehicle Identification

Model _____

In-service date _____

Selling dealership _____


Key number _____

Body style _____

Mileage at delivery _____

Selling dealership phone number _____

Vehicle Identification Number _____



Notes



Notes




Notes





NO POSTAGE
NECESSARY
IF MAILED
IN THE
UNITED STATES



BUSINESS REPLY MAIL
FIRST-CLASS MAIL PERMIT NO. 449 TORRANCE, CA

POSTAGE WILL BE PAID BY ADDRESSEE

CUSTOMER LOYALTY WC13
TOYOTA MOTOR SALES USA INC
PO BOX 2991
TORRANCE CA 90509-9809

